






Year 5 Back to School Learning Specialists: Computing, PE, Chinese, Music				
	Computing	PE	Chinese	Music
W/B August 15		<p>Indoor activity</p> <p>Complete the High Velocity Workout: GoNoodle High Velocity</p> <p>Outdoor activity</p> <p><i>The Keepie Uppie Challenge</i></p> <p>How long can you keep a ball in the air for? You can use skills from any sport and any part of your body, for example digging and setting from volleyball.</p> <p>You can do it as an individual or as a group with family and friends.</p> <p>Try different types of balls, which one is the easiest to keep in the air?</p>	<p>Non-native students</p> <p>1. Review the words about color by the link below.</p> <p>https://quizlet.com/197129539/color-set1-flash-cards/</p> <p>2. Please consolidate those words through the different activities in the link below.</p> <p>https://quizlet.com/197129539/learn</p> <p>3.Listen and Learn the words about Fruit through Quizlet.</p> <p>https://quizlet.com/_8csngd?x=1jqt&i=106jw</p> <p>4.Practise the words through quiz game.</p> <p>https://wordwall.net/resource/17068301</p>	<p>I Do Like To Be Beside The Seaside</p> <p> Listen to the song and try to sing along to the video. I-do-like-to-be-beside-the-seasi-3.mp4</p> <p> Record an audio or video, singing with a vocal track. I do like to be beside the seaside (performance track).mp3</p> <p> Can you challenge yourself and sing this song with a backtrack?</p> <p>I do like to be beside the seaside (backing track).mp3</p> <p>Here is a PDF with the text: I do like to be beside the seaside (lyrics sheet).pdf</p>



			<p>Near-native students</p> <p>1. Watch the video and learn the text.</p> <p>1.大青树下的小学 (朗读视频) .mp4</p> <p>2. Read the text, learn the words and then complete the worksheet.</p> <p>课文.pdf</p> <p>1 大青树下的小学 课课练.pdf</p> <p>Native students (Advanced group)</p> <p>Please read the text fluently and practice the new words, then finish the worksheet.</p> <p>1. 1 课.pdf</p> <p>2. 观潮.pdf</p> <p>3. 原文 1.docx</p>	<p>How to practice?</p> <p>Listen to the song a few times - get familiar with the melody. If you find difficult points read the lyrics. Repeat lines which you find difficult several times and try to memorise the text as much as possible!</p> <p>How to record?</p> <p>1. If you want to record audio, you can do it directly on Seesaw. Open a song in one window and in other window open "add response" in activity. Then you can choose the 'record' option. So, you can play the song and record your voice at the same time.</p> <p>2. If you want to share a video - just record a video and post it as response to this activity or 'post in journal'.</p> <p>Sing, record, have fun and share</p>
--	--	--	--	--



				your recordings with us. 😊
--	--	--	--	----------------------------