





BRITISH VIETNAMESE
INTERNATIONAL SCHOOL
HO CHI MINH CITY

A NORD ANGLIA EDUCATION SCHOOL

Ditties, Books and Technology in Phonics

Bài đọc, truyện âm vần và việc sử dụng công nghệ trong môn Âm vần

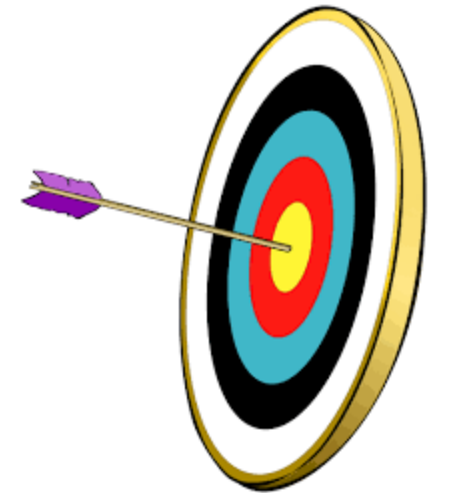


Aims



BRITISH VIETNAMESE INTERNATIONAL SCHOOL
HO CHI MINH CITY
A NORD ANGLIA EDUCATION SCHOOL

- Learn how to use the reading books and ditties at home.
- Model some of the techniques that you will use at home when you help your child read in both English and Vietnamese.
- Learn how to support your child with their reading using Nearpod, Fast Phonics and Reading Eggs.



Set 2 and 3 speed sound review!



Nearpod activity

Open the Nearpod app on the iPad.



Enter the code.

Join at join.nearpod.com or in the app

VYFHX 

Valid from Wed, Oct 2nd 2024 - Fri, Nov 1st 2024

Initial Assessment

Read Write Inc.
Phonics

Assessment 1

Assessment 1

To assess children using Assessment 1, follow the guidance on pp.68–69 of the *Reading Leader Handbook*.


Set 1 Sounds Group A and Group B

m	a	s	d	t	i	n	p	
g	o	c	k	u	b	f	e	
l	h	r	j	v	y	w	z	x

Set 1 Sounds Group C

Oral blending: d-u-g ch-a-t t-e-n p-o-t t-i-n

Ditty Group (Photocopy Masters 1–10)

 in am red bin yes

Throughout the year, we carry out assessments. This allows us to;

- Assess children's starting point.
- Teach in small, targeted groups at the correct level.
- Monitor progress over time.

Initial Assessment



BRITISH VIETNAMESE INTERNATIONAL SCHOOL
HO CHI MINH CITY
A NORD ANGLIA EDUCATION SCHOOL

Assessment 1

Set 1 Sounds Group A and Group B

m a s d t i n g o c
k u b ð e l h ê r ô
v y ơ ư x

Set 1 Sounds Group C

Oral blending:

ma su ti dò nơ xô ké dư mê

Ditty Group – Group D



ba đi lá kể cỏ đủ

g g g



Practise handwriting
Round her face, down her hair and give her a curl

g g g g g

Practise sound-writing
g


Practise reading
Read forwards, backwards, in and out of order

m a s d t
i n p g o

Practise blending
Read in Fred Talk, then read the word

in	on	it
an	and	pin
got	dog	sit
tip	pan	gap
dig	top	

u u u



Tập viết chữ u
Đọc xuống, vòng qua dưới, đi lên, đi xuống

u u u u u

Em hãy tự viết chữ u

u

u

Luyện đọc 4



Em hãy đọc các âm sau theo thứ tự. Sau đó, đọc ngẫu nhiên, không theo thứ tự.

m a s d t
i n g o c k u b đ e
l h ê r

Em hãy đánh vần và đọc trơn thành tiếng những từ sau:

hà mã hả hê
tê tê lê mẽ bê kệ
lá hẹ be bé
bé tí mê mẹ ru

Trace and
say the
handwriting
rhyme.



Practise handwriting

Round the girl's face, down her hair and give her a curl



Practise sound-writing



Parent's Tips- Picture vocabulary:

girl

goat

Please sign: _____

Trace and
say the
handwriting
rhyme.



Practise handwriting

Round the girl's face, down her hair and give her a curl



Practise sound-writing



Parent's Tips- Picture vocabulary:



girl
(bà n gá i)



goat
(còn dê)

Please sign: _____

Words
beginning
with the
target
sound.

g g g



Practise handwriting

Round the girl's face, down her hair and give her a curl

g g g g g

Practise sound-writing

g

Parent's Tips- Picture vocabulary:



girl
(bàt gái)




goat
(con dê)

Please sign: _____

Please note that
there is no
expectation that
your child should
spell the words at
this stage.

Trace and
say the
handwriting
rhyme.

g g g



Practise handwriting

Round the girl's face, down her hair and give her a curl

g g g g g

Practise sound-writing

g

Parent's Tips- Picture vocabulary: girl (bàt gái) goat (con dê)

Please sign: _____

When practicing
their handwriting
of the sound,
children should say
the sound g, g, g, g.



Practise handwriting

Round the girl's face, down her hair and give her a curl



Practise sound-writing



Parent's Tips- Picture vocabulary:



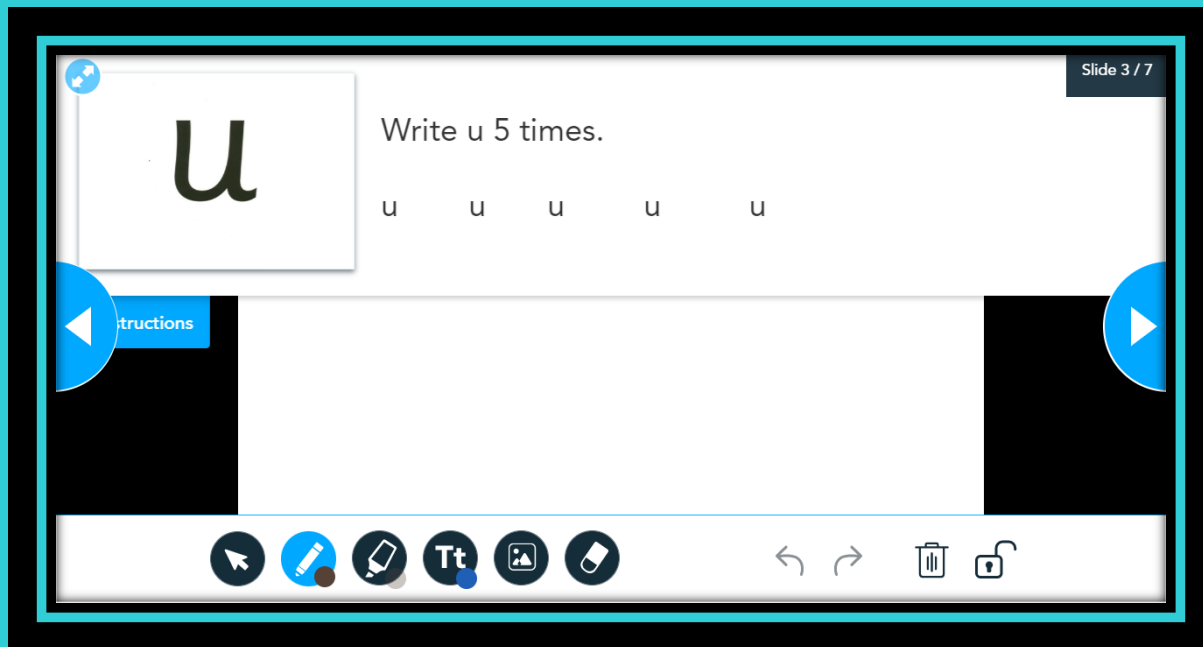

girl
(bà*n* gá*i*)



goat
(c*on* dê)

Please sign: _____

Write the
letter
independently.



Ditty Sheets

Bài 1: cô cò

Âm: c o a ô m e l d

Từ: cô cò mò cá **bé** lò dò

a, cô cò mò cá
a, cô cò **bé** mò cá
a, cô cò **bé** lò dò mò cá.

Câu hỏi: **Cô** cò **bé** mò cá như thế nào?
Trả lời: lò dò


Ditty 1: pop

Speed Sounds - read the sounds (not the letter name)
a g t p n s d o i

Green Words - read these words by blending the sounds together
not got sip pop dad did dog

Red Words - read these words but tell your child the word if they get stuck
I the

I got pop
dad got a sip
the dog did not



Practise decoding and blending words and phrases. These cover the sounds your child has already been taught in their phonics group.

1: a cat

Speed sounds

c t a h e r d f

Green words

cat red fat in hat

a cat in a hat

a fat cat in a hat

a fat cat in a red hat

Question to talk about:

What does the cat look like?
put a cat in a big hat

Hold a sentence:

Bài 1: cô cò

Âm

c o a ô m e l d

Từ

cô cò mò cá **bé** lò dò

a, cô cò mò cá


a, cô cò **bé** mò cá

a, cô cò **bé** lò dò mò cá.

Câu hỏi: Cô cò bé mò cá như thế nào?

Trả lời: lò dò

Say the
sounds.



Ditty 14: I can

Speed Sounds - read the sounds (not the letter name)

j o u a n h r g p c

Green Words - read these words by blending the sounds together

jog hop can run hug

Red Words - read these words but tell your child the word if they get stuck

I

I can hop


I can jog

I can run

I can hug



"Fred Talk,
Read the
word."



Ditty 14: I can

Speed Sounds - read the sounds (not the letter name)

j o u a n h r g p c

Green Words - read these words by blending the sounds together

jog hop can run hug

Red Words - read these words but tell your child the word if they get stuck

I

I can hop

I can jog

I can run

I can hug



If your child is confident enough to read without Fred talk, please allow them to. If they are struggling, encourage them to use Fred talk first.

Red words.
These are
"tricky words"
which cannot
be read
phonetically.



Ditty 14: I can

Speed Sounds - read the sounds (not the letter name)

j o u a n h r g p c

Green Words - read these words by blending the sounds together

jog hop can run hug

Red Words - read these words but tell your child the word if they get stuck

I

I can hop

I can jog

I can run

I can hug



Ditty 14: I can

Speed Sounds - read the sounds (not the letter name)

j o u a n h r g p c

Green Words - read these words by blending the sounds together

jog hop can run hug

Red Words - read these words but tell your child the word if they get stuck

I

Ask your child to read the phrases. Encourage them to sound out the words, if needed.

I can hop

I can jog

I can run

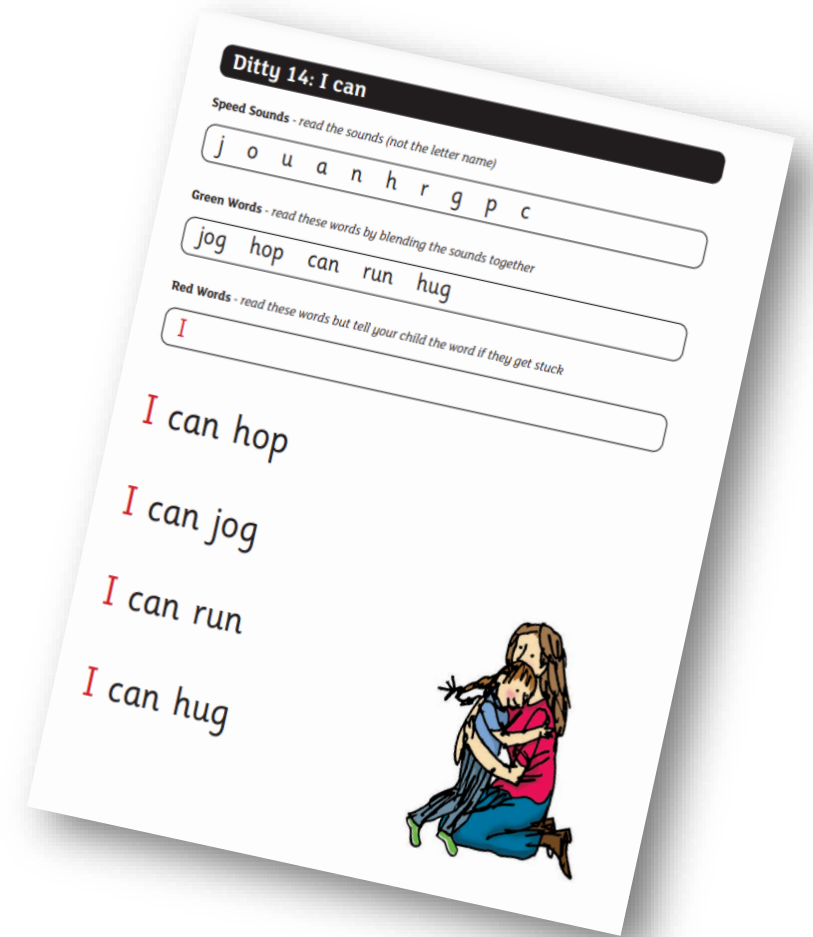
I can hug



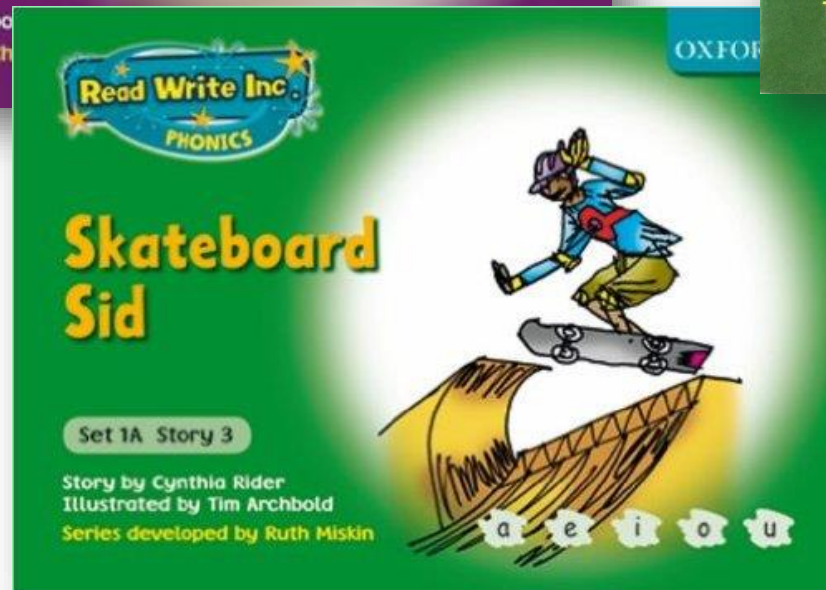

Activity 1

- Sit shoulder to shoulder.
- The ditty sheet must be placed in the middle.
- One learning partner holds the stick and the other reads.
- Then swap over!

YOUR COACHES WILL SUPPORT YOU

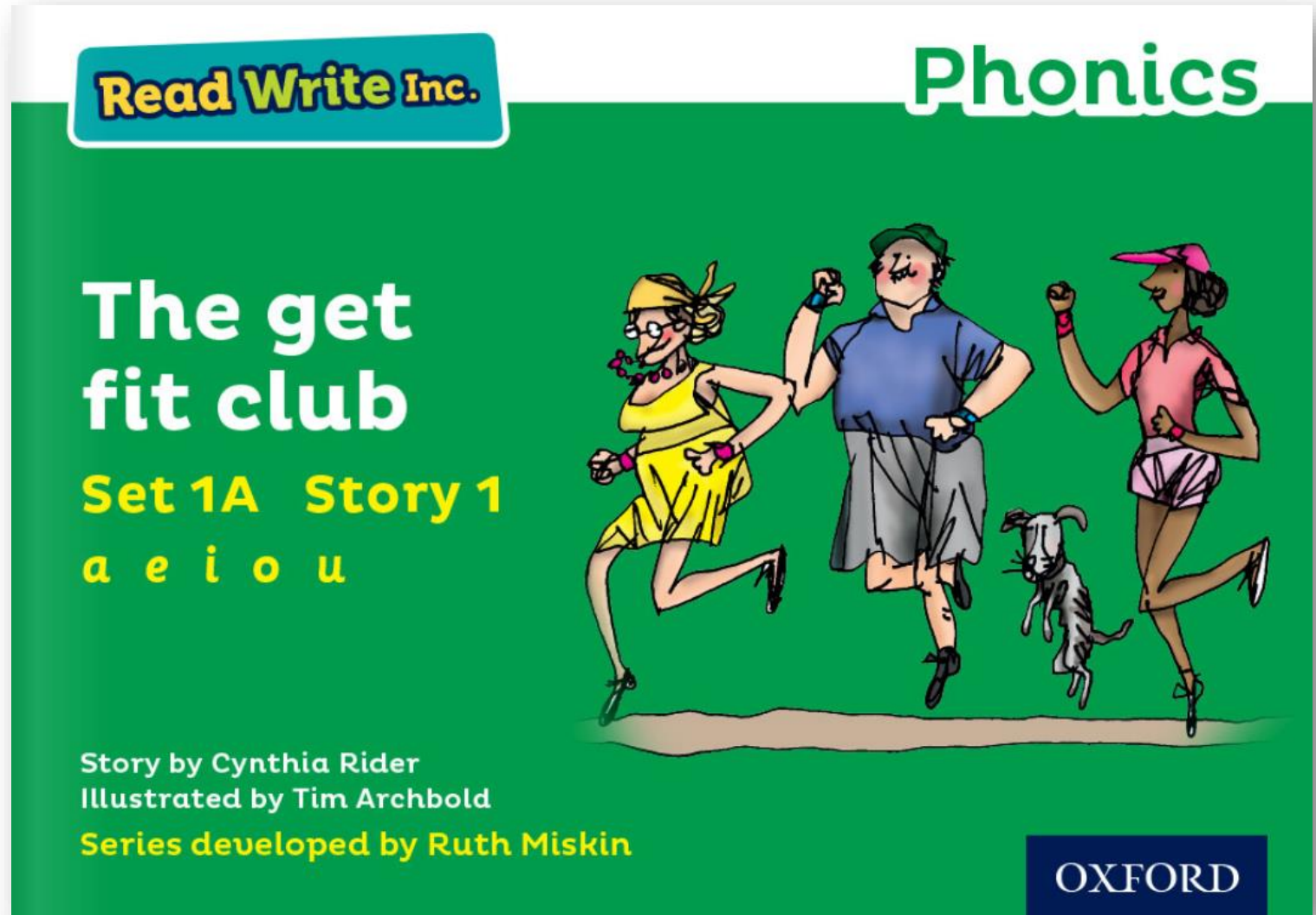


Phonics Books



Phonics Books

- Sets 1-7.
- Practises sounds that have already been taught many times.
- Our Vietnamese teachers and a leading professor have created Vietnamese books that mirror RWI.



Phonics Books - Terminology



How to use this book

Follow the advice, in italics, given for you on each page. Support the children as they read the text that is on the cream background. Follow the detailed guidance in Read Write Inc. Phonics Handbook 1.

Glossary of terms

Fred Talk:	Fred is a puppet who can only say words in sounds. He never adds 'uh' after a consonant sound, e.g. fuh, luh, muh
Grapheme:	One letter or one group of letters used to write one sound, e.g. the sound 'f' can be written with the grapheme f (fun) or ff (huff) or ph (photo); the sound 'c' can be written with the grapheme c (cat) or k (key) or ck (clock)
Green Words:	Words made up of the graphemes listed in the sound boxes on pages 4–5 <ul style="list-style-type: none">▪ Story Green Words are particular to the story▪ Speedy Green Words are common words that children practise reading quickly
Red Words:	Common words with a grapheme not listed in the sound boxes, e.g. said
Challenge Words:	Topical words with low-frequency graphemes
Syllables:	Chunks within long words
Root:	The part of the word that gives the most meaning

OXFORD
UNIVERSITY PRESS

Great Clarendon Street, Oxford, OX2 6DP, United Kingdom

Oxford University Press is a department of the University of Oxford. It furthers the University's objective of excellence in research, scholarship, and education by publishing worldwide. Oxford is a registered trade mark of Oxford University Press in the UK and in certain other countries

© Oxford University Press 2009

First published 2009

This edition published in 2016

The moral rights of the author have been asserted.

All rights reserved. No part of this publication may be reproduced, stored in a retrieval system, or transmitted, in any form or by any means, without the prior permission in writing of Oxford University Press, or as expressly permitted by law, by licence or under terms agreed with the appropriate reprographics rights organization. Enquiries concerning reproduction outside the scope of the above should be sent to the Rights Department, Oxford University Press, at the address above.

You must not circulate this work in any other form and you must impose this same condition on any acquirer

ISBN 978-0-19-837143-4

10 9 8 7 6 5 4 3

Printed in Great Britain by Ashford Colour Press

Oxford
OWL

For school

Discover eBooks, inspirational resources, advice and support

For home

Helping your child's learning with free eBooks, essential tips and fun activities

www.oxfordowl.co.uk



Phonics Books – Sound warm up



Speed Sounds



Consonants *Ask children to say the sounds.*

f	l	m	n	r	s	v	z	sh	th	ng
ff	ll		nn			ve	zz			nk
							s			

b	c	d	g	h	j	p	qu	t	w	x	y	ch
bb	k		gg					tt	wh			tch
	ck											

*Each box contains one sound but sometimes more than one grapheme.
Focus graphemes for this story are **circled**.*

This indicates that these sounds can be found in the story.

Phonics Books – Green Words Warm Up



Story Green Words



Ask children to read the words first in Fred Talk and then say the word.




hop fit club run spot skip back flip
bend hand stand flop

Phonics Books – Red Words Warm Up

Red Words

Ask children to practise reading the words across the rows, down the columns and in and out of order clearly and quickly.



the	do	I
said	you	of
my	are	be
he	no	your

Phonics Books – Start Reading

- Allow children to try by themselves.
- Only support them if they are really struggling.
- Your child does not need to read the introduction.

The get fit club

Introduction

Do you like doing activities to keep fit? What do you do to keep fit? You can do lots of activities: running, swimming, gymnastics or even football to get fit.

The people in this story have all joined a get fit club. They have fun doing lots of exercises like hopping, running, hand stands and back flips! How do they feel after all this activity? Let's find out.



Hop with us at **the** get fit club.

Hop, hop, hop, and ...

Phonics Books – Comprehension Questions



Questions to talk about

Ask children to TTYP for each question using 'Fastest finger' (FF) or 'Have a think' (HaT).

pp.8–9 (FF) What exercise came after hopping?

p.11 (FF) What exercise came before the hand stand?

pp.12–13 (HaT) Why do the people flop at the end of the story?

These will be covered in class with the teacher, but if you feel confident to ask your child, then please do.

Phonics Books - Games

Speedy Green Words

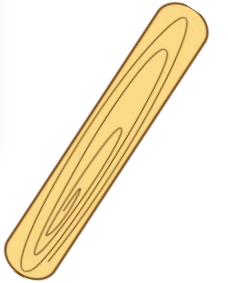

Ask children to practise reading the words across the rows, down the columns and in and out of order clearly and quickly.

with	us	at
get	and	on
with	us	at
get	and	on





Activity 2



- Sit shoulder to shoulder.
- The reading book must be placed in the middle.
- One learning partner holds the stick and the other reads the reading book.
- Swap after each page.

YOUR COACHES WILL SUPPORT YOU





Activity 3 – Hold a sentence (VN)

Activity 4 – Hold a sentence (EN)

Using Fast Phonics for Phonics



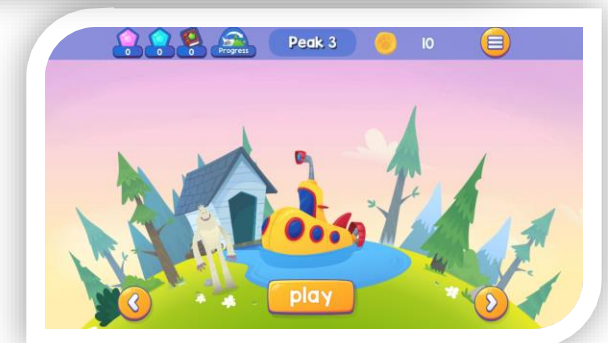
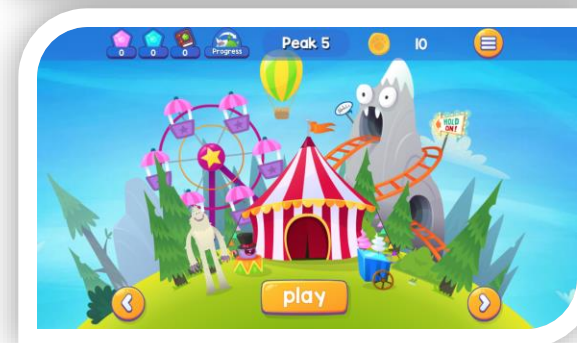
Fast Phonics

- F3 – Year 3: focus on Fast Phonics to boost students' phonics skills.



Fast Phonics

- There are 20 'Peaks' that children can play.
- It is recommended that all children start on 'Peak 1'.



Fast Phonics

- Each 'Peak' has 20 levels.
- Sounds are introduced in a video, then activities follow them.



Fast Phonics



BRITISH VIETNAMESE INTERNATIONAL SCHOOL
HO CHI MINH CITY
A NORD ANGLIA EDUCATION SCHOOL

- The child watches a short video to practise the sound and a sentence with the sound.



Fast Phonics



BRITISH VIETNAMESE INTERNATIONAL SCHOOL
HO CHI MINH CITY
A NORD ANGLIA EDUCATION SCHOOL

- Click 'Next' to progress to the activity.



Fast Phonics

- The activity will require your child to read and listen for the sound.
- This enables them to receive coins.



Fast Phonics

Reading books are included as they progress through the peaks.

All reading is differentiated to the level of phonics.

Please note: This does not run on RWI (our phonics program), so the order of sounds is different.



Kit the cat sits on a bench next to the urn.
He licks his fur. Peg looks at Kit.
"You are not to sit on the bench, Kit."



Pat sat.

Fast Phonics



BRITISH VIETNAMESE INTERNATIONAL SCHOOL
HO CHI MINH CITY
A NORD ANGLIA EDUCATION SCHOOL

- At the end of a 'Peak', there is a 'Peak Quiz'.



Reading



ABC Reading Eggs – First Steps

Ages 3-4

- Learn the sounds and names of letters, sight words and simple word skills
- One-on-one lessons allow your child to learn at their own pace



Ready for school

Age 5

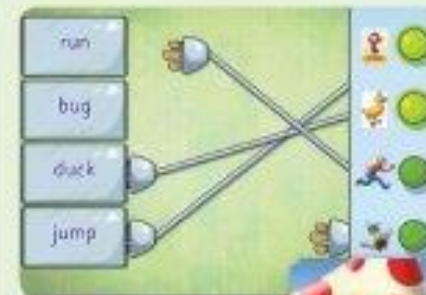
- Develops vocabulary with a focus on essential phonics skills and high frequency sight words
- A placement test ensures lessons match your child's ability



Fun Practice Makes Perfect

Ages 6-7

- Builds comprehension skills: children read and understand longer words and sentences
- More challenging phonics patterns develop spelling and fluent reading skills

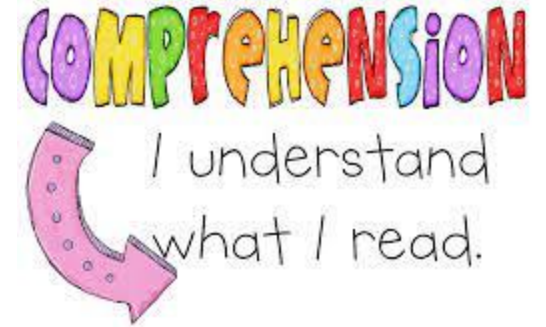


Supporting reading after phonics

Now your child can read!

What next?

- Encourage your child to read.
- Take them to bookshops and the library and discuss their choices with them.
- Encourage different forms of reading that your child enjoys – kid's newspapers, comics, short stories, magazines.
- Continue to read to your child and listen to them read too.
- Ask them questions during the story to support comprehension and deeper thinking.





Questions to ask when reading with children

Where does the story take place?

Find some key words that tell you about the setting.

Find 3 words that describe your favourite character.

What happened at the beginning of the story?

What is the main event in the story?

Who are the key characters in the book?

What is your favourite part of the story?

Did you enjoy the book? Why? Why not?

Find 3 adjectives in the story.

Were you surprised by the ending? Why? Why not?

How does the author make you want to continue reading?

How could the story be improved?

Have you been in a similar situation to the character in the book?

Who would you like to meet in the story? Why?

Can you think of another story that has a similar theme?

Questions to ask when reading with children

Câu hỏi (dành cho truyện hư cấu)

Câu chuyện xảy ra ở đâu?

Tìm những từ chỉ về bối cảnh.

Tìm 3 từ mô tả nhân vật em yêu thích.

Chuyện gì xảy ra ở đoạn đầu câu chuyện?

Sự kiện chính trong câu chuyện là gì?

Nhân vật chính trong câu chuyện là ai?

Em thích nhất đoạn nào trong câu chuyện?

Em có thích quyển sách này không? Tại sao?

Tìm 3 tính từ trong câu chuyện.

Em có thấy bất ngờ với đoạn cuối không? Tại sao?

Điều gì thu hút em đọc câu chuyện này?

Câu chuyện có thể được thay đổi như thế nào cho hay hơn?

Em có bao giờ gặp tình huống giống nhân vật trong câu chuyện không?

Em muốn gặp nhân vật nào trong câu chuyện? Tại sao?

Em hãy nhớ lại xem có câu chuyện nào cũng có chủ đề gần giống câu chuyện này?



Further Links

[Letters and Sounds, English Games for 5-7 Years - Topmarks](#)
(Free phonics and spelling games)

[Phonics Games for the Classroom and Home - Phonics Bloom](#)
(Some games are free, some are paid)

[Reading Bear: free phonics & vocabulary...learn to read for free!](#)
(Great for more blending practice)

Questions?



BRITISH VIETNAMESE INTERNATIONAL SCHOOL
HO CHI MINH CITY
A NORD ANGLIA EDUCATION SCHOOL



THANK
you